



MangoApps for External Collaboration

How to Use MangoApps to Work with
Partners, Clients, Vendors, and More

mangoapps.com



Introduction

MangoApps enables seamless external collaboration with partners, clients, consultants, and vendors through a secure and flexible file management system.


Offering tailored guest user experiences and robust file control, MangoApps ensures efficient document sharing and collaboration across organizations.



Two Use Cases



1. Collaborative Partner Workspaces



2. Secure External File Sharing

Collaborative Partner Workspaces

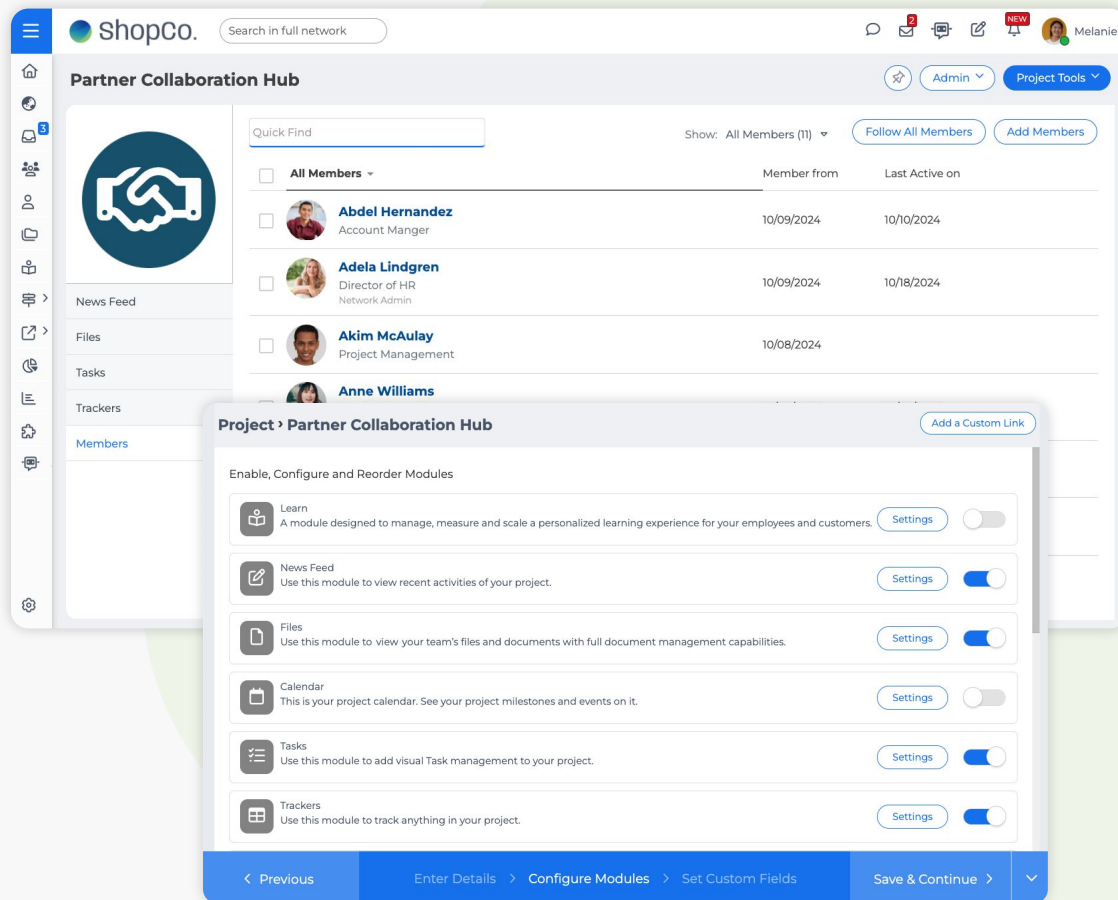
Create a central hub for seamless collaboration with external partners, enabling effective project management, communication, and file sharing.

- Easily collaborate with partners in a secure space designed for real-time communication and project tracking.
- Engage in actionable conversations and keep everyone informed without the chaos of disjointed emails or lengthy meetings.
- Share resources securely while ensuring that all participants are on the same page, fostering productivity and teamwork.

Centralized Partner Workspace

Create a custom partner ecosystem unique to your needs.

- Include guests in your Workspace and store documents in one searchable location for easy access by all collaborators.
- Customize Workspace settings, from file access permissions to toggling modules.
- Keep partners in the loop with automatic emails, ensuring they stay informed without logging in or navigating the platform.



Secure File Sharing

Safeguard sensitive information while collaborating.

- Share files and folders securely with customizable visibility settings for members and guests.
- Control access levels, ensuring partners can contribute without compromising sensitive data.
- Maintain a central repository for all shared resources, making information retrieval quick and straightforward.

The screenshot displays a workspace titled "Partner Collaboration Hub" with a sub-section for "2024 Conference Planning". The workspace contains several folders: "Branding Guidelines", "Event Agendas", "Event Setup", "Promotional Materials", "Agreements", "Shared Drive", and "Pinned". A list of files is shown with details such as visibility (Team), update/modified dates, and creators.

An overlay chat window shows a conversation from Francis Driver (PartnerCo) regarding a "Venue Setup" folder. The chat includes a file share icon, reaction buttons, and replies from a Partner Guest and Ashia Cumberpatch.

Project Management

Streamline project oversight with robust task and tracking tools.

- Assign tasks to all contributors, including guests, ensuring everyone is engaged and accountable.
- Track task completion and due dates for project milestones.
- Maintain a comprehensive database to track project-related requests, progress, and more to effectively monitor activity.

Booth Setup Progress							
Partner Collaboration Hub · Updated 10/09/2024 11:55 AM PDT							
Selected: Main View Find entry 6 Records Add New Entry Tools							
Booth	PartnerCo Feedback	Confirmed Placement	Equipment Needed			Equipment Ordered	
1 PartnerCo Booth	Feedback Pending	No	AV	Banner Stands	Chairs	Podium	Not Yet Ordered
2 Acme Main Booth	Approved	Yes	AV	Podium			Ordered
3 InnovateX Booth	Feedback Received	Yes	None				N/A
4 PartnerCo Demo	Feedback Pending	No	Banner Stands	Laptop Stand			Pending
5 GreenTech Booth	Approved	Yes	Charging Stations				Ordered
6 Acme Partner Booth	Approved	Yes	AV	Banner Stands	Laptop Stand		Ordered

TASKS

- Acme: Coordinate hotel arrangements for PartnerCo's key...
Due Date: 10/18/2024 Responsible: Francis Driver Not yet started
- Acme: Confirm AV setup and equipment needs for all speak...
Due Date: 10/16/2024 Responsible: Akim McAulay Not yet started
- PartnerCo: Review booth placement and submit final equip...
Due Date: 10/11/2024 Responsible: Partner Guest Not yet started
- PartnerCo: Finalize and submit list of speakers
Due Date: 10/11/2024 Responsible: Partner Guest Started
- Acme: Confirm speaker rehearsal timings with PartnerCo
Due Date: 10/14/2024 Responsible: Akim McAulay Not yet started
- PartnerCo: Review and approve promotional materials
Due Date: 10/11/2024 Responsible: Partner Guest Delivered

Secure External File Sharing

A flexible, secure platform for working with clients, partners, vendors, and external collaborators to streamline file sharing processes.

- Collaborate securely with external teams, ensuring sensitive information remains protected while maintaining full control over access and permissions.
- Easily set customized permissions that meet the specific needs of your business, allowing external collaborators to contribute without compromising security.
- Deliver an intuitive experience for external users, enabling them to work effectively and help drive business results.

Guest Collaboration

Empower clients to securely collaborate without barriers.

- Enable quick onboarding with email invitations that let guests create profiles and start collaborating instantly.
- Grant guest users file upload and sharing permissions securely.
- Control access so guests can contribute without viewing sensitive information.

Share Folder - 2024 Conference Planning
✕

Select or enter guest users: ⓘ

👤 Start typing in a name or email

Permission:

Viewer ▼

[Help on permissions](#)

Message:

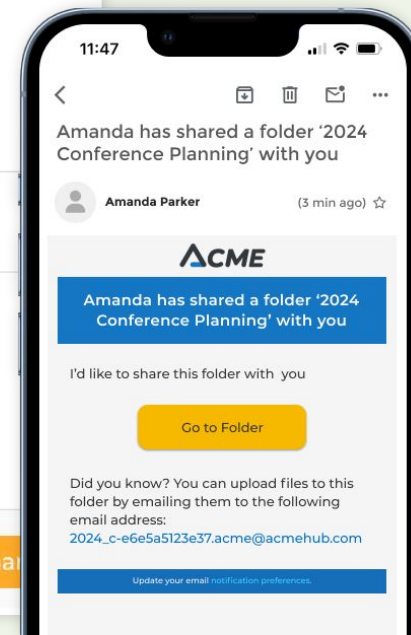
I'd like to share this folder with you

Advanced Share Options ▲ ⓘ

- Share only the folder
- Share the folder and files in it
- Share the folder, all sub-folders and all files in it

Go back

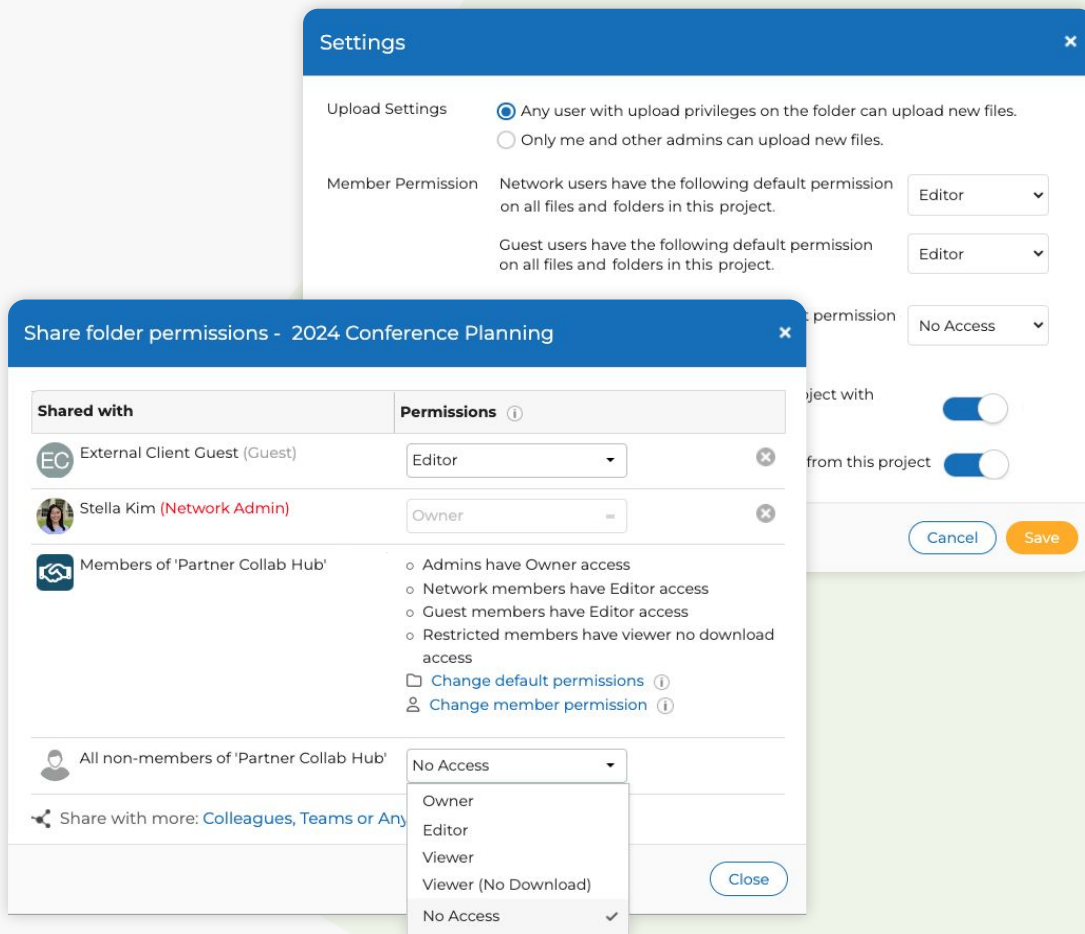
Share



Controlled Access

Set permissions that work for your business and external collaborators.

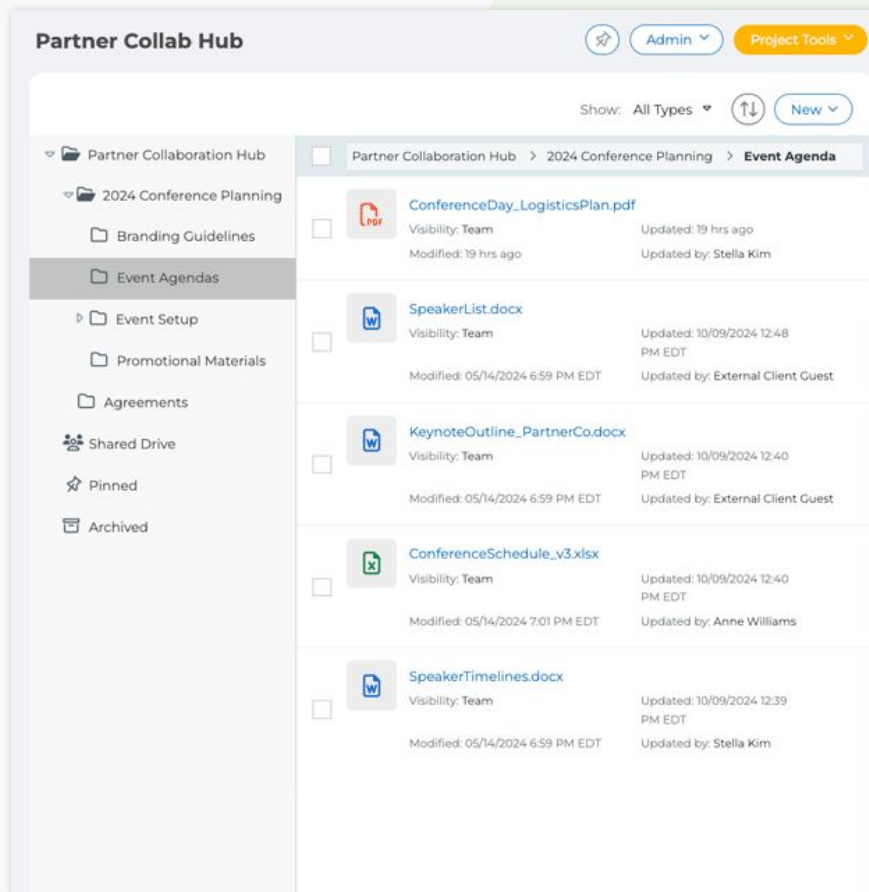
- Share individual files, top-level folders, or nested folders with guests.
- Customize permission levels to match each guest's role.
- Allow guests to securely contribute to projects without full Team access.



Streamlined File Management

Simplify file handling for external users with advanced tools.


- Upload entire folders and subfolders with a single drag-and-drop action.
- Manage duplicate files easily by choosing to replace or keep both versions.
- Stay informed with reports that track which folders and files were shared — essential for compliance and secure collaboration.*




Transfer File Rights


Ensure seamless employee transitions and maintain file access continuity.

- Copy folder and file permissions from one user to another with ease for teams where employees might rotate or shift.
- Maintain consistent access for external partners when their point of contact updates.








Schedule and Itineraries
Owner 🔑




Conference Logistics Plan
Editor 🔑

Share folder permissions - AV Equipment ✕

Shared with	Permissions ⓘ
 Angela Kirkwood	<div style="border: 1px solid #ccc; border-radius: 5px; padding: 2px;">Owner ▾</div> ✕
 David Henderson (External Client - Guest)	<div style="border: 1px solid #ccc; border-radius: 5px; padding: 2px;">Editor ▾</div> ✕



Permissions Copied Over



File Migration

Migrate data and ensure secure collaboration.

- Transfer terabytes of data using MangoApps' File Migration Service.
- Supported storage systems for migration include ShareFile, Google Drive, SharePoint Online, SharePoint On-Prem, Dropbox, OneDrive, and more.
- Ensure data continuity and minimal disruption while transitioning storage systems.



box

ShareFile™



Feature	Description
Drag-and-Drop Uploads	Upload nested folders with a drag-and-drop interaction and organize files for streamlined file management.
Granular Permissions	Quickly share folders or individual files with custom permissions tailored to each user's role.
File Duplicates and Versioning	Handle duplicate file names and automatically track multiple versions of files to maintain control over revisions.
Collaborative Editing	Enhance teamwork with real-time co-authoring through seamless integration with Microsoft 365.
File Access Log	Easily view detailed access history, tracking who accessed files and when, with just a click.
File Governance	Automate content workflows, set expiration alerts, and manage file lifecycles to ensure compliance.
Document Approvals	Ensure documents meet standards with easy-to-implement approval workflows before finalization.
Guest User Access	Invite external users to contribute to folders with email-based access to streamline collaboration.
File Migration Service	Confidently transfer terabytes of data from external repositories to file drives within MangoApps.
Mobile Access	Access files anywhere with our mobile app for quick file handling, especially for the frontline.
Upload via Email	Directly send files to designated folders by email for simple and fast uploads.
File Viewer Selection	Choose your preferred PDF viewer for seamless file viewing within the platform.



Thank You